

GOVERNMENT DEGREE COLLEGE, SALUR

STUDENT SATISFACTION SURVEY REPORT – 2019-20

The student satisfaction survey was mechanism through which every institution can know the flows, drawbacks, and further improvements in coming years. The college conducted survey among the students who enrolled in the institution during present academic year. In the survey we used Systematic Random Sampling and used NAAC Questionnaire which was available in the website. The Questionnaire covered various aspect which includes Syllabus Coverage, Teacher Preparation for classes, Infrastructure facilities, Learning Resources available in the institution, examination and Evaluation process, etc. the responses elicited from the students were presented in the following charts and diagrams.

Department-wise Student Participation

S. No	Department	Total Students Participated
1	B.A.	50
2	B.Com.	50
3	B.Sc.	100
	Total	200

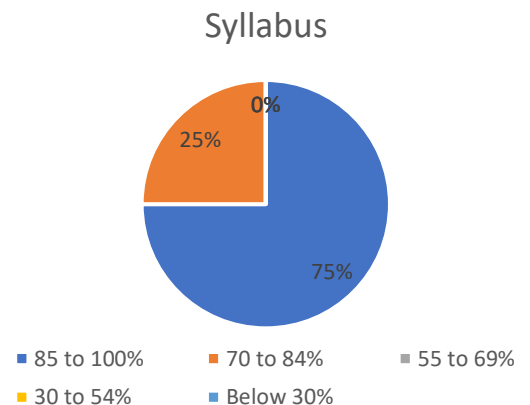
Criterion II – Teaching -Learning and Evaluation

Student Satisfaction Survey on Teaching Learning Process

Following are questions for online student satisfaction survey regarding teaching learning process.

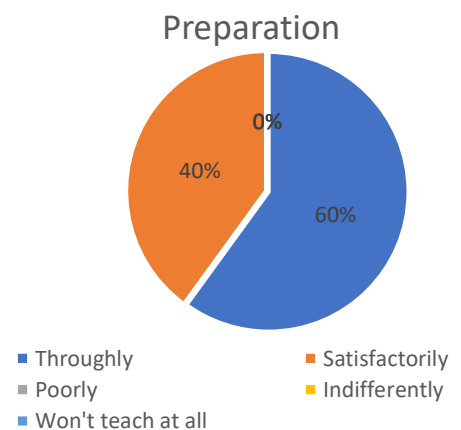
1. How Much of the Syllabus was covered in the class?

- 4. 85 to 100%
- 3. 70 to 84%
- 2. 55 to 69%
- 1. 30 to 54%
- 0. Below 30%



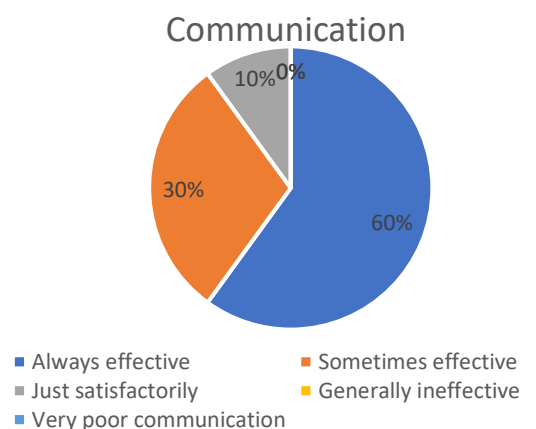
2. How well did the teachers prepare for the classes?

- 4. Thoroughly
- 3. Satisfactorily
- 2. Poorly
- 1. Indifferently
- 0. Won't teach at all



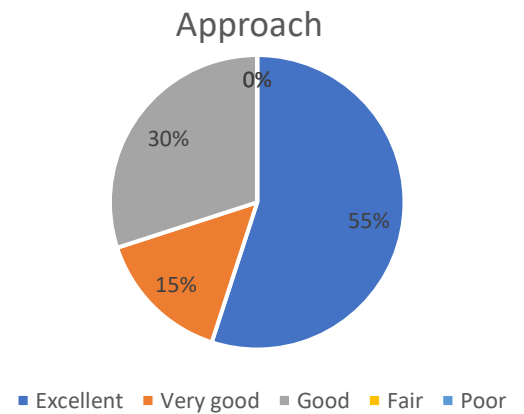
3. How well were the teachers able to communicate?

- 4. Always effective
- 3. Sometimes effective
- 2. Just satisfactorily
- 1. Generally ineffective
- 0. Very poor communication



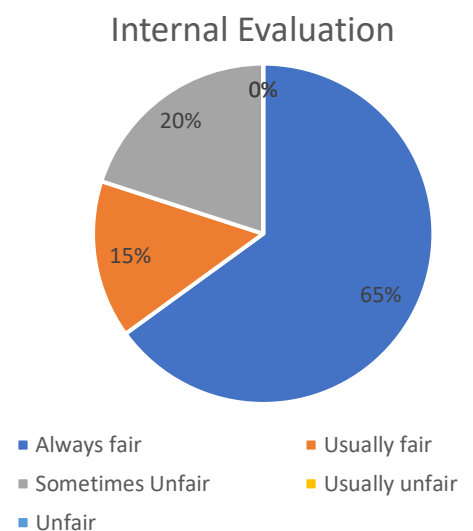
4. The teacher's approach to teaching can best be described as

- 4. Excellent
- 3. Very good
- 2. Good
- 1. Fair
- 0. Poor



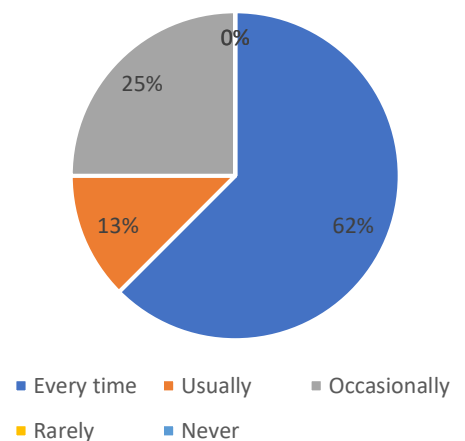
5. Fairness of the internal evaluation process by the teachers.

- 4. Always fair
- 3. Usually fair
- 2. Sometimes unfair
- 1. Usually unfair
- 0. Unfair



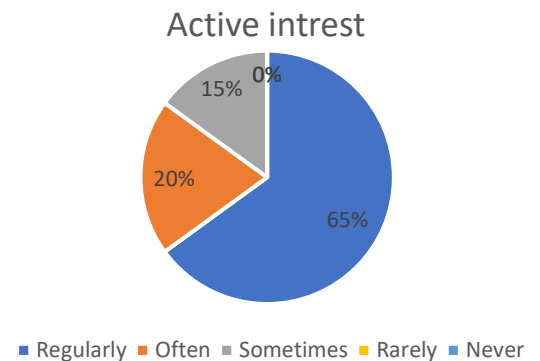
6. Was your performance in assignments discussed with you?

- 4. Every time
- 3. Usually
- 2. Occasionally/Sometimes
- 1. Rarely
- 0. Never



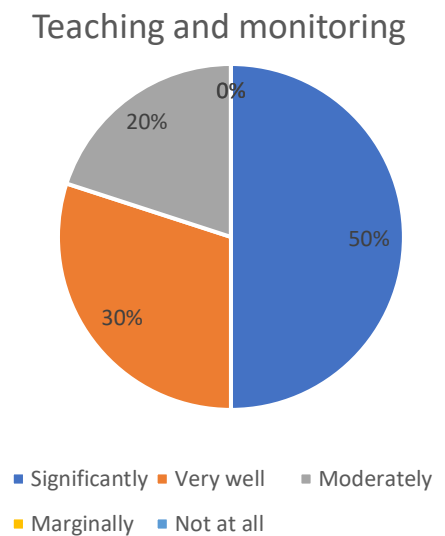
7. The institute takes active interest in promoting internship, student exchange, field visit opportunities for students.

- 4. Regularly
- 3. Often
- 2. Sometimes
- 1. Rarely
- 0. Never



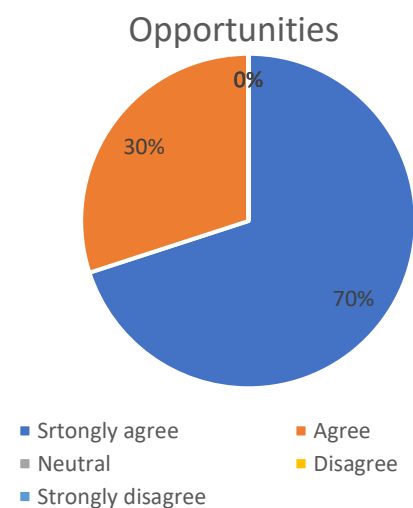
8. The teaching and mentoring process in your institution facilitates you in cognitive, social and emotional growth.

- 4. Significantly
- 3. Very well
- 2. Moderately
- 1. Marginally
- 0. Not at all



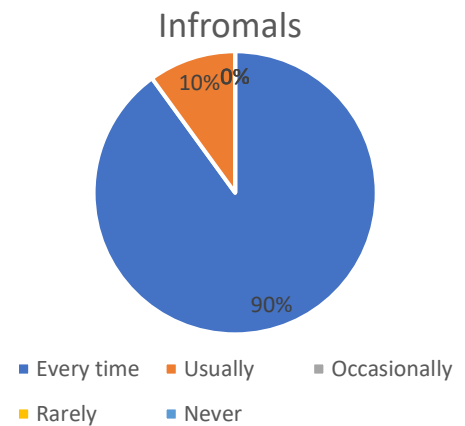
9. The Institution provides multiple opportunities to learn and grow.

- 4. strongly agree
- 3. Agree
- 2. Neutral
- 1. Disagree
- 0. Strongly disagree



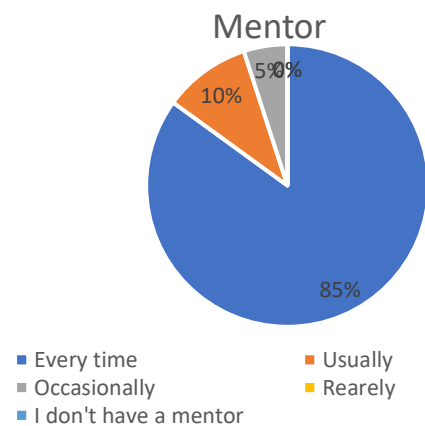
10. Teachers inform you about your expected competencies, course outcomes and program outcomes.

- 4. Every time
- 3. Usually
- 2. Occasionally/Sometimes
- 1. Rarely
- 0. Never



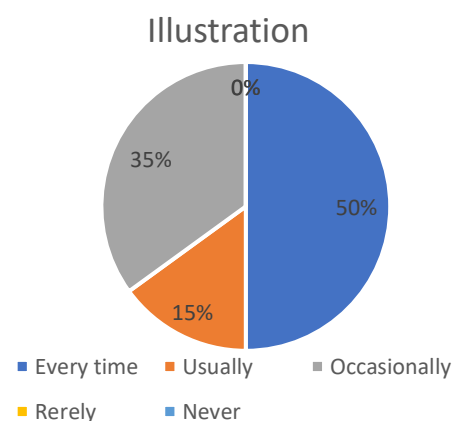
11. Your mentor does a necessary follow-up with an assigned task to you.

- 4. Every time
- 3. Usually
- 2. Occasionally/Sometimes
- 1. Rarely
- 0. I don't have a mentor



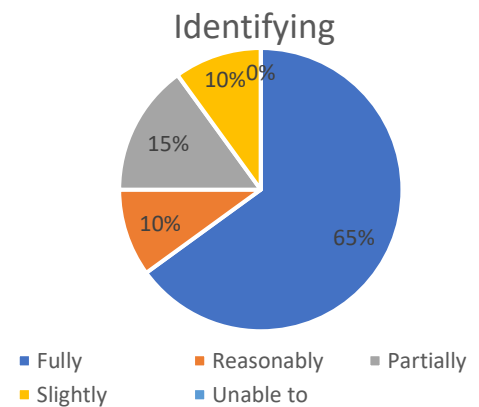
12. The teachers illustrate the concepts through examples and applications.

- 4. Every time
- 3. Usually
- 2. Occasionally/Sometimes
- 1. Rarely
- 0. Never



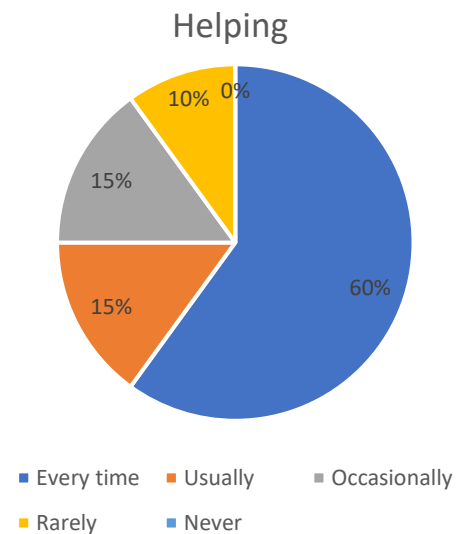
13. The teachers identify your strengths and encourage you with providing right level of

- 4. Fully
- 3. Reasonably
- 2. partially
- 1. Slightly
- 0. Unable to



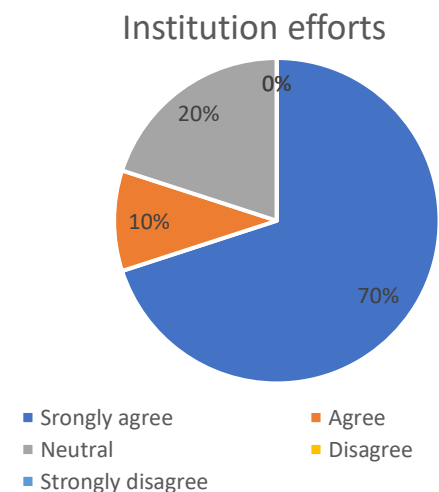
14. Teachers are able to identify your weakness and help you to overcome them.

- 4. Every time
- 3. Usually
- 2. Occasionally/Sometimes
- 1. Rarely
- 0. Never



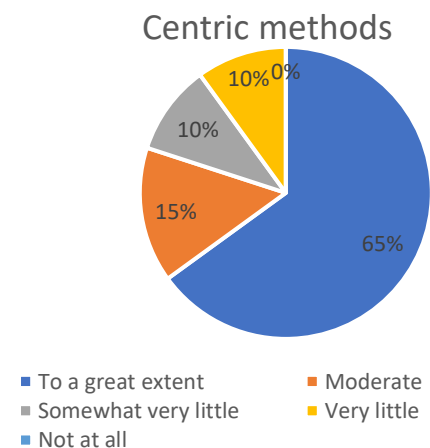
15. The institution makes effort to engage students in the monitoring, review and quality improvement of the teaching learning process.

- 4. Strongly agree
- 3. Agree
- 2. Neutral
- 1. Disagree
- 0. Strongly disagree



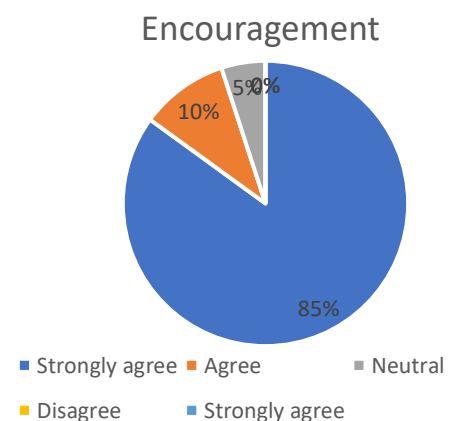
16. The Institute/teachers use student centric methods, such as experiential learning, participative learning and problem-solving methodologies for enhancing learning experiences.

- 4. To a great extent
- 3. Moderate
- 2. Somewhat very little
- 1. Very little
- 0. Not at all



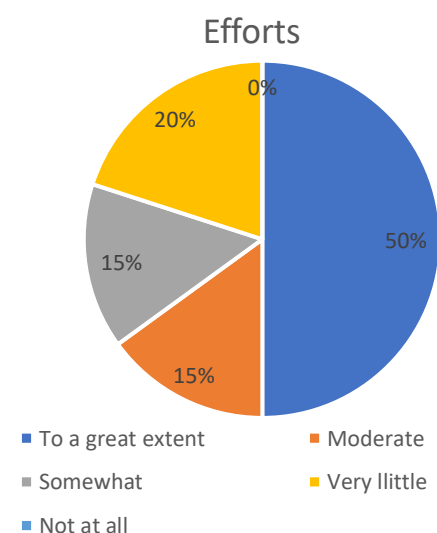
17. Teachers encourage you to participate in extracurricular activities.

- 4. Strongly agree
- 3. Agree
- 2. Neutral
- 1. Disagree
- 0. Strongly disagree



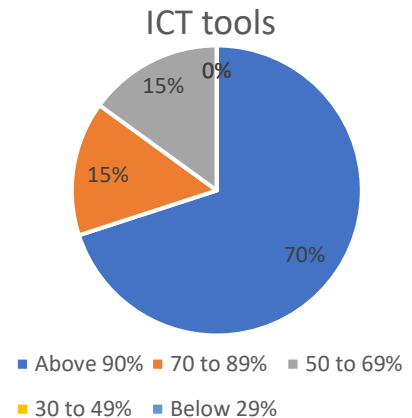
18. Efforts are made by the institute/teachers to inculcate soft skills, life skills and employability skills to make you ready for the world of work.

- 4. To a great extent
- 3. Moderate
- 2. Somewhat
- 1. Very little
- 0. Not at all



19. What percentage of teachers use ICT tools such as LCD projector, Multimedia, etc. while teaching.

- 4. Above 90%
- 3. 70 to 89%
- 2. 50 to 69%
- 1. 30 to 49%
- 0. Below 29%



20. The overall quality of teaching-learning process in your institute is very good.

- 4. Strongly agree
- 3. Agree
- 2. Neutral
- 1. Disagree
- 0. Strongly disagree

